

Māori in postgraduate study 2005

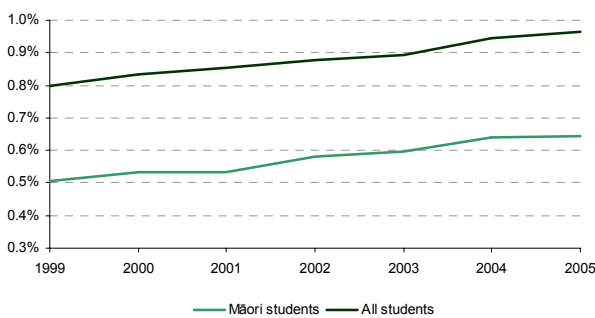
Introduction

This fact sheet is part of a series that looks at Māori student participation, retention and completion by level of study, using the latest data for the year to December 2005.¹

Postgraduate qualifications cover bachelors degrees with honours, postgraduate diplomas and certificates, masters and doctorates.

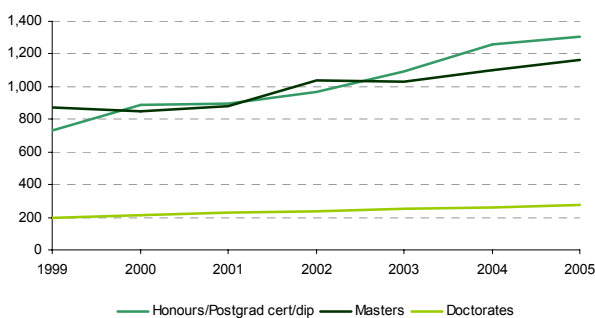
Participation

Participation rates in postgraduate study



There has been an overall growth in numbers and participation rates of Maori students in post-graduate study. However, Māori students remain under-represented in postgraduate study. In 2005, 0.6 percent of the Māori population aged 15 years and over participated in postgraduate study compared with 1.0 percent of the total population.

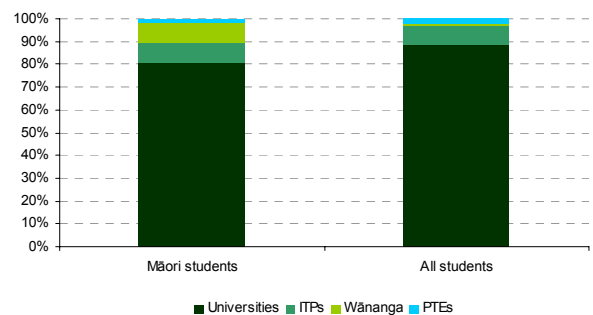
Māori students in postgraduate study by qualification level



There were 2,650 Māori students in postgraduate study in 2005. The largest number were studying towards honours and postgraduate certificates and diplomas (1,300), followed by masters (1,170) and doctorates (275). The fastest growth has been in honours and postgraduate certificates and diplomas (13 percent per annum on average since 1999).

Eighty percent of Māori postgraduate-level students studied at a university in 2005. Māori students are more likely to study towards postgraduate qualifications at a wānanga than other ethnic groups, with nine percent of Māori postgraduate students at wānanga, compared with one percent of all students.

Distribution of postgraduate students by sub-sector 2005



Māori women outnumber Māori men at postgraduate level by more than two to one. Over the last six years, the number of Māori women has grown by 71 percent, while the number of Māori men has only increased by six percent.

Māori students in postgraduate study by gender

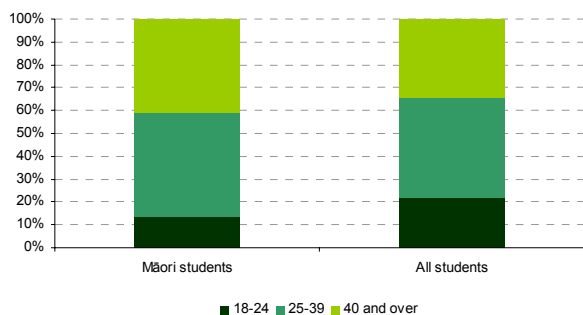


Māori students at postgraduate level are more likely to be aged 25 and over than for other ethnic groups. In 2005, 86 percent of Māori students were aged 25 and over, compared with 78 percent of all students.

¹ See *Māori participation in tertiary education 2005* for notes on data usage

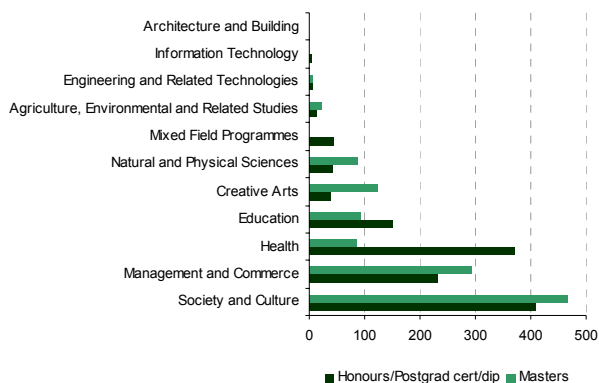
Māori in postgraduate study 2005

Distribution of postgraduate students by age group 2005



In 2005, the most popular field of study for Māori postgraduate students was society and culture. Other popular fields of study were management and commerce, health and education.

Māori students in postgraduate study by level and field of study of qualification 2005



Doctorates have been omitted due to difficulties with identifying field of study.

Attrition, retention and completion

Thirty-two percent of Māori postgraduate students who started study in 2004 did not complete a qualification or continue in study in 2005. This compares with 28 percent of all students. The highest attrition rates were for honours and postgraduate certificates and diplomas. Private training establishments (PTEs) had very low attrition rates. However, they also have a small number of postgraduate students. Females were more likely to drop out, as were students aged 25 and over.

Over a five-year period, 49 percent of Māori postgraduate students completed a qualification, compared with 57 percent of all students. Completion

rates were highest for honours and postgraduate certificates and diplomas, which are generally one-year qualifications. PTEs had very high completion rates. Institutes of technology and polytechnics (ITPs) had the next highest completion rates. However, some of the differences between sub-sectors reflect the different mixes of levels, with doctorate students mostly studying at universities. There was very little difference in completion rates by gender. Students aged under 25 were more likely to complete than older students.

Attrition, completion and progression rates for Māori students in postgraduate-level study

	First-year attrition	5-year completion	5-year progression
All Māori postgraduate students	32%	49%	52%
Honours/Postgrad cert/dip	39%	58%	55%
Masters	31%	32%	47%
Doctorates	4%	13%	
Universities	37%	45%	52%
ITPs	36%	54%	
Wānanga	38%	15%	
PTEs	1%	95%	43%
Female	33%	49%	53%
Male	28%	50%	49%
18-24	19%	69%	47%
25-39	33%	45%	50%
40 and over	36%	42%	57%

First-year attrition rates are for students who started study in 2004. Five-year completion rates are for students who started study in 2001. Five-year progression rates are for students who completed a qualification in 2000 and cover study at any level. Definitions of these rates can be found on pages 249-251 of Ministry of Education, *Profile and Trends, New Zealand's Tertiary Education Sector 2005*.

More than half of Māori students completing postgraduate qualifications went on to further study in the following five years. Females were slightly more likely to go on to further study than males. Older students were more likely to undertake further study than younger students.

Tertiary Sector Performance Analysis & Reporting,
Strategy and System Performance,
Ministry of Education.

Copyright © Ministry of Education, 2007 (All rights reserved)

This fact sheet is available from the Education Counts website: <http://educationcounts.edcentre.govt.nz/publications/index.html>