

Māori in postgraduate study

Introduction

This fact sheet is part of a series that look at Māori student participation, retention and completion by level of study, using full-year data from 2004.

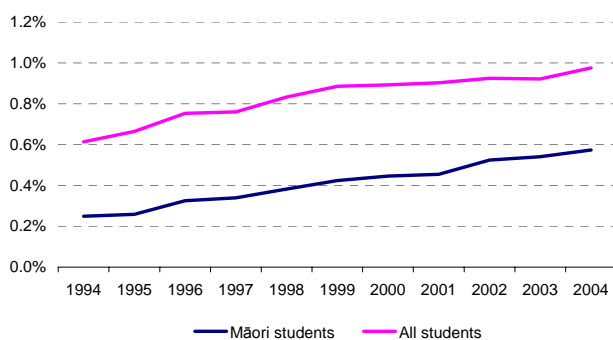
Postgraduate qualifications comprise qualifications at three levels of the New Zealand Register of Quality Assured Qualifications. Level 8 qualifications are postgraduate diplomas and certificates or bachelors degrees with honours. Level 9 qualifications are masters degrees, and level 10 qualifications are doctoral degrees.

Participation

Māori students are under-represented in postgraduate study, making up 8.8 percent of all postgraduate students (compared with their share of the national resident population aged 15 years and older – 12.5 percent). While Māori are under-represented at postgraduate level, their share has been increasing every year.

There were 2,636 Māori students enrolled in postgraduate study in 2004, up by 175 students, or 6.6 percent over 2003. The percentage of Māori aged 15 years and over participating in postgraduate study some time during 2004 was 0.6 percent, compared with 1.0 for postgraduate students of all ethnic groups.

Age standardised participation rates in postgraduate study for Māori and all students 1994-2004

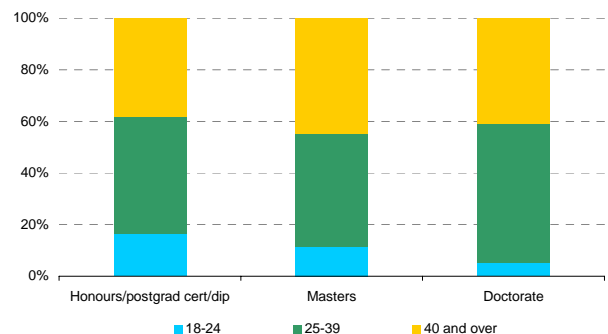


The largest numbers of Māori students at postgraduate level in 2004 were studying at honours or postgraduate certificate/diploma level (51 percent of Māori students in 2004), while 42 percent studied at masters level and 9.8 percent at doctorate level.

Over 80 percent of Māori postgraduate-level students were studying at a university in 2004. The next largest sub-sector for study at postgraduate level was wānanga, with 7.2 percent of all Māori postgraduate students. Over 98 percent of the postgraduate students at wānanga were of Māori ethnic group.

Māori women outnumber Māori men at postgraduate level by more than two to one, a rate that is higher than sub-degree or bachelors-level study. The gender difference is higher still in the 40 years and over age group. Māori women have a participation rate in postgraduate-level study of 0.8 percent, compared with 0.4 percent for Māori men.

Distribution of Māori postgraduate students by qualification level and sub-sector 2004



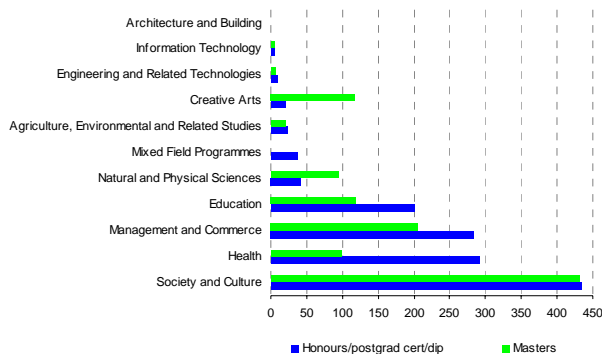
Māori students studying at postgraduate level are more likely to be aged 40 years and over than other ethnic groups. Around 41 percent of Māori students were aged 40 years and over during 2004, compared with the overall average of 34 percent. The figure above shows that the age structure of Māori students in the three separate levels of postgraduate study are slightly different.

In 2004 the most popular field of study for Māori postgraduate students was society and culture (33 percent of students). Other popular fields of study were management and commerce (18 percent of

Māori in postgraduate study

students), health (15 percent) and education (12 percent).

Māori students in postgraduate study by level and field of study 2004



Note: Doctorates have not been included due to difficulties with identifying field of study.

Over 60 percent of Māori students in postgraduate study were employed prior to study and a further 8 percent were unemployed or not in the workforce. One in five students came from other tertiary study and 9 percent had been studying with the same provider since they left school.

Attrition, retention and completion

A total of 704 Māori students completed 726 postgraduate qualifications in 2004. This represented a 16 percent increase over 2003, in the number of students who completed postgraduate qualifications, and an increase of 37 percent on the number of students completing in 1999.

An estimated 52 percent of Māori students who started a postgraduate qualification in 2000 had completed after five years. The completion rate for Māori students in postgraduate study is higher than Māori students at both sub-degree and bachelors-level qualifications, but lower than completion rates for postgraduate students of other ethnic groups.

While there are marked differences in the five-year completion rates at the three levels of postgraduate study, this largely reflects the duration of the qualifications at each level. Long-term completion rate estimates confirm that eventually doctorate

students complete at a similar rate to other postgraduate levels.

The first-year attrition rate for Māori postgraduate students starting study in 2003 was highest at wānanga and colleges of education and lowest at ITPs. The first-year attrition rates have remained relatively unchanged over the last three years.

Attrition, retention and completion rates for Māori students in postgraduate-level study by qualification level, sub-sector, gender and age group

	First-year attrition rate (2003-04)	Five-year retention rate (2000-04)	Five-year completion rate (2000-04)
All students	33%	56%	52%
Honours/postgrad cert/dip	38%	57%	56%
Masters	32%	43%	36%
Doctorate	11%	66%	20%
Universities	36%	53%	49%
ITPs	31%		
Wānanga	48%	29%	14%
Colleges of Education	48%		
TEIs	34%	55%	50%
OTEPs	5%		
PTEs			
Female	31%	60%	56%
Male	37%	49%	45%
Under 18			
18-24	24%	64%	63%
25-39	35%	55%	51%
40 and over	36%	51%	44%

Māori postgraduate students aged 18 to 24 years had higher completion and retention rates than other age groups. There was a similar trend in bachelors-level study, partly because older students are more likely to be studying part-time and combining study with work or family commitments.

Tertiary Sector Performance Analysis & Reporting,
Tertiary Curriculum, Teaching and Learning Group – Mātauranga Tuatoru, Akoranga Mārautanga,
Ministry of Education – Te Tāhuhu o te Mātauranga.

Copyright © Ministry of Education, 2006 (All rights reserved)

This fact sheet is available from the Education Counts website: <http://educationcounts.edcentre.govt.nz/publications/index.html>