



**MINISTRY OF EDUCATION**

*Te Tāhuhu o te Mātauranga*

# **2011 Roll Return Guidelines**

## **Primary and Intermediate Schools**

Prepared by:  
Data Collection Unit  
Education Information and Analysis  
Ministry of Education  
Wellington

January 2011    Version 1.0

## Table of Contents

<b>Overview</b> .....	<b>4</b>
<b>Privacy Statement</b> .....	<b>5</b>
<b>What's New</b> .....	<b>6</b>
<b>Timeline 2011</b> .....	<b>6</b>
Key dates for Roll Returns and ENROL .....	6
<b>Roll Returns 2011</b> .....	<b>8</b>
<b>Completing your Roll Return</b> .....	<b>10</b>
Roll Count and Due dates .....	10
The Roll Return package.....	10
What to do when you receive your Roll Return package .....	10
Collecting, storing and checking your data .....	11
Data Quality in your SMS and ENROL .....	11
Completing your March roll return .....	12
Completing your July roll return .....	13
Verification and sign-off .....	14
Submitting your student data file (.moe file).....	14
<b>Student Enrolment and Counting Policies</b> .....	<b>15</b>
Domestic and International student enrolment policy.....	15
Counting students .....	17
<b>Student and School Records</b> .....	<b>18</b>
Student data required for Roll Return purposes.....	19
Address.....	21
Board of Trustees - Insert C.....	21
Country of citizenship.....	22
Dates (DoB, First schooling, First & Last Attendance) .....	23
Early Childhood Education participation (for Year 1 students) .....	24
Eligibility Criteria .....	25
Ethnicity.....	27
Full-time Equivalent (FTE) .....	29
Gender.....	29
Iwi affiliation.....	30
Kura Teina.....	31
Language learning below Year 9 .....	31
Māori Language Learning .....	32
National Student Number (NSN).....	33
Off-site classes and units.....	34
ORRS status .....	34
Pacific-medium – Language and Level .....	35
Peak rolls .....	36
Predicted rolls .....	36
Previous school (Intermediates only).....	37
Privacy Indicator.....	37
Reason for leaving .....	37
School ID.....	37
Student ID.....	37
Student name .....	38
Student type .....	38

Teacher losses - Insert E .....	41
Teacher vacancies in state schools .....	41
Teaching staff at private schools.....	41
Tuition Fee (for International Students) .....	42
Tuition weeks (for International Students) .....	43
Year Levels (Current and Funding) .....	43
Current Year Level .....	43
Funding Year Level .....	43
Zoning status .....	45
<b>Contact Details and Links .....</b>	<b>47</b>
<b>Index.....</b>	<b>48</b>

---

# Overview

## Introduction

The Ministry of Education carries out statistical collections (referred to throughout this document as Roll Returns) from all schools in New Zealand at 1 March and 1 July each year.

The Ministry uses the data you provide through these collection exercises in a number of ways: to fund and staff schools, to support policy analysis, to monitor the outcomes of the New Zealand education system and for national and international reporting purposes.

---

## Purpose of these Guidelines

These guidelines are designed to support all schools through the Roll Return process, irrespective of whether your school:

- Uses a Student Management System (SMS) to produce some of the required Roll Return tables; or
- completes your Roll Returns by hand without the aid of a computer

All schools use ENROL – the student enrolment register so references to ENROL are included.

You will also be able to access this document on the website:  
[www.educationcounts.govt.nz/goto/guidelines](http://www.educationcounts.govt.nz/goto/guidelines)

---

## Collection of personal information

Personal information is collected about each child that enrolls in a New Zealand school. Some of this information is entered into ENROL – the school student enrolment register. Most of this information is entered into your SMS and sent electronically to the Ministry of Education as part of the Roll Return data collection. In both cases the Education Act provides the legal underpinning for the data collection by the Ministry.

---

## Information privacy

Information relating to individual students and staff members employed by the school Board of Trustees will be treated as confidential by the Ministry of Education and access to the information will be restricted to authorised personnel working within the Ministry.

Release of this information outside the Ministry will only occur in aggregate statistical form and no information which identifies individuals will be made available to any individual, group, or agency outside the Ministry.

While the names of Board of Trustees members remain public information, any other information collected about individual members (except for the chairperson) will be treated in a similar manner to information collected about students and staff.

# Privacy Statement

## Privacy Statement for School Enrolment Forms

Below is the template of a privacy statement for use on school enrolment forms.

<b>Privacy Statement</b>	<p>The information on this form is collected to form part of the essential information the school holds on your child. The information collected will be used by the school for the following purposes: enrolling your child at school, assessing the education needs of your child and ensuring that education services and resources in respect of your child are provided to the school.</p> <p>The records made from this information may be viewed on request at the school. The information collected may be disclosed to education and health sector agencies in accordance with the principles of the Privacy Act. Except with your specific authorisation, it will not be disclosed to any other person or agency unless such disclosure is authorised or required by law.</p>
--------------------------	---

### Notes for schools

- A Privacy Statement needs to provide an explanation about the use of the data. Parents need to be informed that data is sent to the Ministry of Education but for Roll Returns and ENROL their consent is not required.
- Generally, only a subset of the information on an enrolment form is passed on to the Ministry of Education for statistical purposes. For example, information about emergency contacts or custody arrangements would not be part of routine data collections. You should consider being explicit about which data will definitely be passed to the Ministry.

## What's New

### Early Childhood Participation

From 2011 schools with year 1 new entrants will be required to record more information in ENROL regarding these students. Most schools will already have amended their enrolment forms to accommodate this change. See page 24 for more information.

## Timeline 2011

### Key dates for Roll Returns and ENROL

Term	Date	Event	Action
Term 1	Early February	Enrol new and transferring students in ENROL and SMS	Using "batch processing from within your SMS update ENROL with Year 7 students from contributing schools.  Enrol other transferring students; lists of students from your SMS sorted by previous school and year level will be useful.  Create records in ENROL for new entrants to your school and others that have not studied in NZ before.
	Mid February	March Roll Return package arrives	Prepare Roll Return data.  If you use a SMS make sure you have installed the latest version. Ensure data entry is up to date then run the Roll Return process until all errors are resolved.
	1 March	March Roll Return count date	You have 2 weeks to complete the Roll Return form and post it to the Ministry. If you use a SMS submit your student data file (.moe file) through eReturns or the portal.
	11 March	March Roll Return due date	Your Roll Return form and student data file (.moe file) should have arrived at the Ministry by this date.
	Mid April	NSID files released	NSID files released on ENROL. These are created from the student data file schools send with the Roll Return. Upload the file into your SMS to populate the NSN's for your students.
Term 2	Mid June	July Roll Return package arrives	Prepare Roll Return data.  If you use a SMS make sure you have installed the latest version. Ensure data entry is up to date then run the Roll Return process until all errors are resolved.
	1 July	July Roll Return count date	You have 2 weeks to complete the Roll Return form and post it to the Ministry. If you use a SMS submit your student data file (.moe file) through eReturns or the portal.
	11 July	July Roll Return due date	Your Roll Return form and student data file (.moe file) should have arrived at the Ministry by this date.

Term 4	Mid Nov – December	Withdraw leaving students in ENROL and SMS	<p>Use your SMS to sort leavers by the school they intend to transfer to</p> <p>Sort Year 6 or 8 students by Leaving Reason</p> <p>Using Batch processing, from within your SMS withdraw Year 6 or 8 students then withdraw other students leaving your school.</p>
--------	-----------------------	--	---

# Roll Returns 2011

**Roll Count Table** ENROL will NOT be used to generate the Roll Count table. You will be able to print your Roll Count report from your SMS or complete the question by hand if you don't use an SMS. Please ensure that ENROL is kept up-to-date as other data that is collected from ENROL is listed on the following page.

---

**Some SMS tables not needed in roll return form**

Schools will no longer need to print and send in all of the SMS generated tables. In some cases, ENROL will be used to derive data previously taken from your SMS. Your SMS will now give you the ability to print all the tables or only the tables that are needed to submit with your Roll Return form.

Table name	March		July	
	SMS table	Print?	SMS table	Print?
International Students	M2	No	J2	No
Roll Count Student Tables	M3	Yes	J3 – J6	Yes
Previous school	M5	No	N/A	N/A
Zoning Status	M6	No	N/A	N/A
Maori Medium	M4	Yes	J7	Yes
ECE	N/A	N/A	J8	No
Pacific Medium	N/A	N/A	J9	Yes

---

**Residential Address data**

Student addresses are collected in the student data file (.moe file) that is sent to the Ministry.

Student residential address data is used to identify school catchments to assist schools with short, medium and long term planning, transport issues and for the legislative requirements of enrolment schemes.

It is vital that accurate residential address data (not PO Box) is included in the correct fields in your SMS.

---

**Māori Language learning tables**

Schools need to ensure they have checked each student is actually studying at the recorded level. Some students change the number of hours they are studying a week throughout the year and this needs to be updated accordingly in your SMS.

International fee paying students are not eligible for Māori language funding. They will be included in the class list and have the appropriate level recorded but your SMS will suppress them from the Māori Language Learning tables.

---

*Continued on next page*

## Roll Return 2011, continued

**Name data** Student names are not collected in the Roll Return form. They are however collected in the student data file (moe file) that is sent to the Ministry.

Student name data is used:

- to create a NSID file that can be loaded to your SMS to populated the students' NSN
- in data quality work with ENROL and students are allocated an NSN.

It is important to ensure that the student's correct **full legal name** is entered into your SMS in the legal name field.

Your SMS also provides fields for **preferred names** that you can use for your schools administrative business.

**Data collected from ENROL** Some of the Roll Return information is collected directly from the ENROL database. This has reduced the number of tables you need to print from your SMS. The data that will be collected from ENROL is listed below.

**International student data collection** From 2009 the International Student Levy has been calculated in trimesters for all schools using data from ENROL. This is calculated from the weekly fee and the number of weeks a student has been studying at your school in that trimester. Student's country of citizenship is collected along with the exchange scheme for International exchange students.  
NOTE: Your SMS has been changed to align with ENROL and now collects weekly tuition fee not yearly tuition fee.

**Previous School** We are able to collect the previous school information for each student directly from ENROL.

**Peak Roll 2010** Using ENROL we will be able to check directly when your schools roll peaked in 2010. You will still need to estimate your peak roll for the following 2 years.

---

**Student data file** All schools with an SMS are asked to submit their student data file (.moe file) once the Roll Return process is complete.

**Submitting file directly from your SMS** The functionality to send your student data file (.moe file) directly to the Ministry is called eReturns. It will become available once you have completed the Roll Return process in your SMS.  
If eReturns does not become available or you are concerned the file may not have been sent, contact your vendor in the first instance.

**Submitting your file through the Ministry's portal** If you can not send your student data file (moe file) directly from your SMS using eReturns you can log on to the e-Admin section of the Educational Leaders website [www.educationalleaders.govt.nz](http://www.educationalleaders.govt.nz) and upload your file to the Ministry through a secure site. For help accessing the portal call the eAdmin Contact Centre on 04 463 8383 or email [e.admin@minedu.govt.nz](mailto:e.admin@minedu.govt.nz)

# Completing your Roll Return

## Roll Count and Due dates

Collection	Count day	Due date
March	Tuesday 1st of March	Friday 11th March
July	Friday 1st of July	Monday 11th of July

## The Roll Return package

Contents of package	March	July
<b>Covering letter</b> , explaining how the roll return information is to be reported	✓	✓
A blank <b>Roll Return form</b> : To be completed and returned to the Ministry	✓	✓
<b>Insert C – Board of Trustees Membership</b> <i>For state and state integrated schools only</i>	✓	✓
<b>Insert E – Loss of Permanently-appointed Teachers</b> <i>For state and state integrated schools only</i>	X	✓

## What to do when you receive your Roll Return package

### Read all the information

Before beginning to complete your Roll Return, please read all the information provided in:

- This guidelines booklet
- The Roll Return covering letter
- The introductory notes included at the front of your Roll Return form
- The instructions provided with each question.

### Principals who delegate the completion of Roll Returns

Principals who delegate to staff please pass the complete Roll Returns package, along with this booklet, onto the staff member responsible for completing the returns.

Please note however, that the principal is still responsible for checking the accuracy of the completed form.

## Collecting, storing and checking your data

**Collecting data needed for the roll return** Ensure you collect all the information needed for the roll return at the time of enrolment. Students new to the NZ school system need to provide documentation to prove their eligibility status, name and date of birth.

**Keep data stored in your SMS and ENROL up-to-date** Data stored in both your SMS and ENROL will need to be up-to-date with enrolments and leavers by the roll return count date.

You will need to:

- Collect the student enrolment and other data items as detailed in the Student and School records section
- Enter/store this information on your school's SMS if you use one. Also keep ENROL up to date with enrolments and leavers.
- Determine which students should be counted in which parts of your Roll Returns check out 'counting students' page 17

**Checking accuracy of data** You can run the validation checks in your SMS before the roll count date. This way you can resolve any errors before the roll count day.

## Data Quality in your SMS and ENROL

**SMS** Ensure you have your student's details up-to-date in your SMS.

**ENROL** Ensure you have your student's details up-to-date. Please pay **particular attention** to these fields:

- ECE participation (primary schools only)
- Attending off site flag
- Weekly fee (international students only)

## Completing your March roll return

### Step 1 – SMS (complete tables by hand if not using an SMS)

You do not have to run the Roll Return process in your SMS on the roll count day. Your SMS has been designed so it can be run any day for up to 2 months after the count date. It will still only include students that were enrolled on the count date.

- Ensure SMS is up-to-date – enrolments, leavers, Maori language level and zoning status
- Run March Roll Return validation – fix any errors
- Run March Roll Return tables Roll by Type of Student (M3) and Maori Language Learning (M4) – check for accuracy

**Note:** Your SMS will give you the ability to print only the tables needed to attach to the Roll Return form. The option to print these tables for your interest has been retained.

### Step 2 – ENROL

- Ensure ENROL is up-to-date – enrolments, leavers, international students weekly fees and off site students.

### Step 3 - Form

- Complete all additional questions in the roll return
- Insert SMS reports - Roll by Type of Student (M3) and Maori Language learning (M4)
- Insert C – BOT membership is updated
- Principal must check and sign off the entire form
- Photocopy the form for your school records
- Post original signed form to the Ministry by due date
- Submit student data file (.moe file) to the Ministry using eReturns
- Table the roll count total at the next Board of Trustees meeting (BOT chairperson no longer needs to sign off roll return form)

## Completing your July roll return

### Step 1 – SMS (complete tables by hand if not using an SMS)

You do not have to run the Roll Return process in your SMS on the roll count day. Your SMS has been designed so it can be run any day for up to 2 months after the count date. It will still only produce students that were enrolled on the count date.

- Ensure SMS is up-to-date – enrolments, leavers, Maori language level and secondary subjects
- Run July Roll Return validation – fix any errors
- Run July Roll Return tables – check for accuracy

**Note:** Your SMS will give you the ability to print only the tables needed to attach to the Roll Return form. The option to print these tables for your interest has been retained.

### Step 2 – ENROL

- Ensure ENROL is up-to-date – enrolments, leavers, international students weekly fees and off site students

### Step 3 - Form

- Complete all additional questions in the roll return
- Insert SMS report roll by type of student and funding year level (J3), year and age (J4), ethnicity by age (J5), ethnicity by year (J6), Maori Language learning (J7) and Pacific medium (J9)
- Insert C – BOT membership is updated
- Principal must check and sign off the entire form
- Photocopy the form for your school records
- Post original signed form to the Ministry by due date
- Submit student data file (.moe file) to the Ministry using eReturns
- Table the roll count total at the next Board of Trustees meeting (BOT chairperson no longer needs to sign off roll return form)

## Verification and sign-off

### Verification and sign-off

- The completed Roll Return must be verified and signed off by the Principal
- State and state integrated schools must check and amend as required their Insert C (March and July)
- State and state integrated schools must complete their Insert E (July)
- The verified and signed Roll Return and Inserts must be returned to the Data Collection Unit by the due date.
- Table the roll count total at the next Board of Trustees meeting (BOT chairperson no longer needs to sign off roll return form)

## Submitting your student data file (.moe file)

### Submitting file directly from your SMS

All data sharing approved SMS have the functionality to send your student data file (.moe file) directly to the Ministry. The functionality is called eReturns. Once you have validated your data and printed the tables an option will be available to send your student data file directly to the Ministry.

If eReturns does not become available or you are concerned the file may not have been sent, contact your SMS vendor in the first instance.

### Submitting your file through the Ministry's portal

If you can not send your student data file (.moe file) directly from your SMS using eReturns you can log on to the e-Admin section (bottom right hand side of the page) of the Educational Leaders website and upload your file to the Ministry through a secure site. You will need to make sure you have a login and access to the site Educational Leaders at <http://www.educationalleaders.govt.nz/>. You can get this by calling the contact centre on 04 463 8383.

### Schools with no SMS

You will not generally need to supply a student data file if your school does not have an SMS. Some schools will be contacted to complete a spreadsheet of their detailed student information.

# Student Enrolment and Counting Policies

## Domestic and International student enrolment policy

### Definition of Domestic student

A domestic student is defined in Circular 2010/01 available on [www.minedu.govt.nz/circulars](http://www.minedu.govt.nz/circulars).

Domestic students have an entitlement to free state funded education. Some domestic students are entitled to free education throughout their schooling, while others are entitled for a period of time, as shown in a visa or other documents.

The definition includes a person who is a:

#### Domestic students (permanent)

Domestic students (permanent) have permanent entitlement. The documents that provide evidence of their status need to be sighted and copied only once, when the student first enrolls in a New Zealand school.

- New Zealand citizen (incl. Cook Is., Tokelau or Niue)
- New Zealand permanent resident
- Australian Citizen

For more details, and information about the evidence a school must sight, go to Appendix B in the circular.

#### Domestic students (time-bound)

Are foreign students with visas or documents that entitle them to free education as domestic students for a period of time. The relevant documents need to be sighted and copied when a student first enrolls in a New Zealand school, moves to enrol at another school, or provides updated documents to continue their enrolment.

The following are categories of domestic (time-bound) students:

- Parent\* has a work permit and student has a student permit
- Parent\* is a New Zealand resident and student has applied
- Refugee
- Parent is a New Zealand citizen and student has applied
- Parent has NZAID or Commonwealth scholarship
- Parent is doing a PhD
- Parent is a diplomat
- International adoption
- Parent is on an exchange programme
- Parent is in the military
- International in Child, Youth and Family (CYF) care
- Parent is on Antarctic programme
- Student has Limited Purpose Permit.

For more details, and information about the evidence a school must sight, go to Appendix C of the circular.

---

*Continued on next page*

## Domestic and International student enrolment policy, continued

### Definition of International student

An international student is any student enrolled in a New Zealand school who is not a domestic student. This will leave the following three categories:

- International fee-paying students
- Exchange students (on a government-approved exchange scheme)
- International visitor.

For more details, and information about the evidence a school must sight, go to Appendix D of the Circular.

---

### Citizenship, residency and student visa documentation

To ensure that students are correctly identified as either domestic or international students, schools need to check the citizenship, residency, diplomatic or student visa status of all students when they enrol. **Permanent domestic** students that have a verification documentation number in ENROL **will not need to supply documentation again when they move schools.**

Schools are to attach documentation confirming students' citizenship, residency or student visa status to their enrolment forms.

The following documents are suitable for confirming a student's status:

- Birth Certificate (NZ, Cook Is., Tokelau, Niue or Aust.)
- Passport with details of the student's residency status, limited purpose permit or a valid student visa/permit
- Immigration Service documentation of refugee status
- Certificate of Naturalisation

### Circular

[Circular 2010/01](http://www.minedu.govt.nz/circulars) available on [www.minedu.govt.nz/circulars](http://www.minedu.govt.nz/circulars)

## Counting students

### Fundamental rule

For a student to be included on a Roll Return, the essential requirement is that the student is enrolled for tuition, meets the eligibility criteria of being a domestic student (see Circular 2010/01 for detailed definitions this can be accessed on the Ministry's website [www.minedu.govt.nz/circulars](http://www.minedu.govt.nz/circulars)) and is attending the school for tuition on the date of the roll count.

---

### Students also included

Students should be counted on your Roll Return in the following situations:

- Students who, for medical or domestic reasons, are absent on the count date; but only if the students have returned to school before the form is to be returned to the Ministry, or the school has:
  - a medical certificate from a registered medical practitioner, or
  - a statement from a social worker or counsellor, or
  - a letter from a parent/guardian justifying the student's absence from the school
- Students suspended for a specified period on the date of the roll count
- Students attending an activity centre, health camp, hospital school, or CYFS residential home on the date of the roll count
- Students who are temporarily overseas, provided that the school has documentary evidence of their intention to return to the school and that their absence does not exceed 15 consecutive weeks in the current school year

**Note:** Students who attend more than one school are to be enrolled in ENROL at the school where the majority of instruction occurs. Boards of Trustees may exchange funds to compensate for the time a student spends at another school.

---

### Students not included

Students should not be counted on your roll in the following situations:

- Students who have enrolled but not yet had their first day of attendance at your school
  - Students who have had their last day of attendance, but who are still going through the schools leaving process
  - International fee paying students; please ensure they are coded correctly so they are not funded as domestic students.
- 

### Students not attending on the count day

To ensure that students who do not fit the criteria for inclusion in the roll count are not counted, school administrators must select 'Not Attending' (NA) as the student type in their SMS. This is only for students who are currently not attending your school but you are unsure if they are leaving or not.

---

### For further information

The Circular 'Auditing of Roll Returns' has full details on counting students. It can be accessed on the Ministry of Education website: [www.minedu.govt.nz/circulars](http://www.minedu.govt.nz/circulars)

## Student and School Records

### **Purpose**

This chapter deals with information that is required for Roll Return purposes about your current students and about students who leave your school. It also includes school records about Board of Trustees, Teachers, school rolls and off-site units.

If your school does not use an SMS, you will need to obtain the relevant data and find other ways to store the information and retrieve it when required for the Roll Returns.

---

### **Enrolment forms**

The easiest way for your school to collect most of the required student data is through your enrolment forms. These should be designed so that you can collect the information required for Roll Returns purposes when a student enrolls at your school, alongside any other data your school might need.

The student data required for Roll Returns are set out on the next page.

## Student data required for Roll Return purposes

**Data required for Roll Returns** To be able to complete your Roll Return, your school needs to collect the enrolment data listed below for each student. The table below indicates which individual information is submitted from your SMS through the student data file (.moe file) and which information comes from ENROL. This information is then used to calculate the aggregate data in the Roll Return tables.

The data items are described in more detail in the following pages.

Field name	Brief Field Description	Student Data File	ENROL	Roll Return form	Page
ADDRESS	Students home address	✓	✓	X	21
COUNTRY OF CITIZENSHIP	Country of citizenship	✓	✓	X	22
CURRENT YEAR LEVEL	The student's class Year Level	✓	✓	X	43
DOB	Student's date of birth	✓	✓	✓	23
ECE	Identifier of the student's participation in Early Childhood Education	✓	✓	X	24
ELIGIBILITY CRITERIA	Criteria to determine if student is Domestic, international fee-paying or international fee-exempt	✓	✓	X	25
ETHNICITY	Student's ethnic groups	✓	✓	✓	27
EXCHANGE SCHEME	Type of scheme or agreement an exchange student is affiliated to	✓	✓	X	39
EXPIRY DATE	Date of expiration of the verification document	✓	✓	X	25
FIRST ATTENDANCE DATE	Student's date of first attendance at the school	✓	✓	X	23
FIRST SCHOOLING DATE	Date student first started schooling	✓	✓	✓	23
FIRST NAME	Student's legal first name	✓	✓	X	38
FTE	Full Time Equivalent	✓	✓	✓	29
FUNDING YEAR LEVEL	The actual number of years that the student has attended a school.	✓	X	✓	43
GENDER	Student's gender	✓	✓	✓	29
IWI	Student's Iwi affiliation	✓	✓	X	30
LAST ATTENDANCE DATE	Date of student's last attendance for tuition	✓	✓	✓	23
MĀORI MEDIUM	Highest level of Māori Language Learning the student is involved in	✓	X	✓	32
MIDDLE NAME	Student's middle name(s)	✓	✓	X	38
NSN	Student's National Student Number	✓	✓	X	33

Field name	Brief Field Description	Student Data File	ENROL	Roll Return form	Page
ORRS	Level of resources required for students identified in the Ongoing and Reviewable Resourcing Scheme	✓	✓	X	34
PACIFIC MEDIUM – LANGUAGE	Particular Pacific Island Language in which immersion or bilingual education is provided	✓	X	✓	35
PACIFIC MEDIUM – LEVEL	The highest Level of Pacific Language Learning the student is involved in	✓	X	✓	35
PREFERED FIRST NAME	Student's preferred first name	✓	✓	X	38
PREFERED SURNAME	Student's preferred surname	✓	✓	X	38
PREVIOUS SCHOOL	Previous School of Year 7 and Year 9 students	✓	✓	X	37
PRIVACY INDICATOR	Indicates that the student address is suppressed due to privacy reasons	✓	✓	X	37
REASON	Student's reason for leaving their present school	✓	✓	X	37
SCHOOL ID	School Profile Number	✓	✓	X	37
SERIAL NUMBER	Verification document serial number	✓	✓	X	26
STUDENT ID	Student's ID Number	✓	X	X	37
STUDENT TYPE	Student Type for funding purposes	✓	Derived	✓	38
SURNAME	Student's legal surname	✓	✓	X	38
TUITION FEE	Tuition Fee paid by international students specifically International Fee payers (FF)	✓	✓	X	42
TUITION WEEKS	Number of weeks International students are enrolled	✓	Derived	X	43
VERIFICATION DOCUMENT	Document used to verify the students name, DoB and eligibility status	✓	✓	X	25
ZONING STATUS	Indication of whether the student resided in or out of the School Zone at date of first attendance at the school	✓	X	X	45

## Address

### Why do we collect this?

Student address data is used to identify school catchment area. This assists schools and the Ministry with short term planning (roll growth classrooms and enrolment schemes), medium and long term planning (roll projection guides, proportions of school type and market share, capacity of the network, future property provision), transport issues and for the legislative requirements of enrolment schemes.

---

### Collect Residential address

It is vital that a student's residential address is collected at the time of enrolment and kept up-to-date. Your SMS will have a field for residential address and for postal address. Please make sure there is no PO box or Private Bag addresses in the residential address field.

## Board of Trustees - Insert C

### Why do we collect this?

Information on Board of Trustees membership is collected from state and state integrated schools only, via a form called the Insert C.

It is also used to obtain statistics about the composition of boards, for example, the proportions of men and women or representation of various ethnic groups.

---

### Format of the Insert C

Your pre-populated Insert C will be provided with the Roll Return form.

It will give details (names, title, gender, board position, member type, ethnicity and, for the chairperson, contact details) for each member of your Board of Trustees – according to the latest information held by the Ministry.

---

### Checking your BOT details

When checking your Board of Trustees details please:

- Ensure full and correct details for all current (at roll count dates) board members are included. Specifically we need: gender and ethnicity details, board positions, board member types and start dates
- Cross out the names of former trustees who are no longer members of the Board on roll count dates
- Ensure that there is only one of each of the following on each Board of Trustees:
  - Principal (or Acting Principal)
  - Staff representative
  - Student representative
  - Chairperson (or Acting Chairperson).
- Update the Chairperson's address, phone and email address.

## Country of citizenship

**What we collect** This information is captured in ENROL and your SMS. The second step in this process is to determine if a student is a domestic or international student.

---

**Codes** A list of country of citizenship codes can be obtained from the Education Counts website [www.educationcounts.govt.nz/goto/codesets](http://www.educationcounts.govt.nz/goto/codesets)

---

**Warning** Do not confuse country of citizenship with ethnicity. Country of citizenship relates to a student's nationality and the country of which s/he holds a passport, whether the student was born into that nationality or whether it was adopted at some later date. It may be, but does not necessarily have to be, the same as the country of origin, or the country of birth.

## Dates (DoB, First schooling, First & Last Attendance)

**Date of birth** This is the date of birth as listed on the student's passport or birth certificate.

---

**First schooling date** This is the date the student first started attending any school. For the majority of students this is between their fifth and sixth birthdays.

This date is used to determine the correct Funding Year Level for primary students and therefore must be recorded even if the student first started schooling at a different school.

This date is also used to determine Current Year Level in ENROL but can be manually changed by the school.

Where the First schooling date is **unknown** (e.g. for refugee children or students who have been home-schooled), the date of the **student's sixth birthday** should be entered.

First schooling date applies to students up to Year 8. It is not compulsory for secondary school students.

---

**First attendance date** This is the date of first attendance at your school.

There are three scenarios:

- A student may be enrolled some time before he/she begins attending the school
- A student may have transferred to your school from another school
- A student starts their schooling at your school so their first attendance date is the same as their first schooling date.

The First Attendance date to be recorded on the student's record is the date of first attendance for tuition at your school. This will help to ensure that only those eligible are counted on the Roll Returns.

---

**Last attendance date** When a student leaves your school, the date of last attendance for tuition is to be recorded.

This date is used to determine which students count on the Roll Returns and, depending on the reason for leaving and year level, the school leaver data.

## Early Childhood Education participation (for Year 1 students)

### Why do we collect this?

This information is used to measure the participation of children in Early Childhood Education services.

The data provided in this question is critical to the Ministry's early childhood education team. There is no other source of data that can provide ECE participation as accurately as this for ethnic groups. Other methods rely on population estimates for ethnic groups between census years, which are not reliable. Your efforts to collect this information are greatly appreciated.

---

### What needs to be collected?

This information needs to be collected for new entrants and year 1 students transferring from another school.

School administrators need to identify:

- whether or not Year 1 students attended any form of Early Childhood Education (ECE) on a regular basis in the 6 months before starting school.
- The number of hours per week they attended each ECE service (upto 3 services)
- The total number of years the student regularly attended ECE services

It is suggested that this information be collected using the schools enrolment form. More information and examples of enrolment form questions can be found on the at [www.educationcounts.govt.nz/technical\\_info/guidelines](http://www.educationcounts.govt.nz/technical_info/guidelines).

---

### Reporting the data in ENROL and your SMS

This information is collected in ENROL for new entrants. You do not need to enter this information into your SMS for new entrants. However some schools have indicated that they find this useful.

## Eligibility Criteria

**Why do we collect this?** You need to be aware of your legal obligations when enrolling students and are sure that a student is eligible to enrol in a NZ school. The eligibility (domestic or international) status of each student needs to be correctly determined and relevant documentation should be retained. Schools are required to collect this information for all new enrolments in ENROL. In 2011 it is suggested that you also collect this data in your SMS, however this is not mandatory.

**Establishing Eligibility** Below is the list of the different eligibility options for students. You need to establish which one applies to each of your new students as they enrol.

Eligibility Criteria	Eligibility Status
NZ citizen (incl. Tokelau, the Cook Is., Niue)	Domestic Student
Australian Citizen	
NZ resident	
Domestic Time-bound	
Holder of Limited Purpose Permit	
Student on Government approved exchange scheme	International Student but domestic for funding purposes
International Fee Paying	International Student
28 Day Waiver (Calendar days)	
Extended 28 Day Waiver	
MoE Approved	Needs to be approved by Ministry

**Eligibility Verification Documentation** The document provided by the parent/caregiver when the student is enrolled at your school, which is used to verify the student's name, date of birth and eligibility status. The full list of documents is available in circular 2010/01 which can be found on the Ministry's website [www.minedu.govt.nz/circulars](http://www.minedu.govt.nz/circulars)

**What documentation should be retained?** When processing enrolment applications you need to take a copy of all relevant documents. However, if the student is eligible as a NZ citizen, NZ resident or Australian citizen, you only need to do this if you are the first NZ school to enrol the student.

**Expiry Date** If the student is not enrolled as a NZ citizen, NZ resident or Australian citizen there will be an expiry date on documentation. You will need to:

- note expiry dates;
- ensure requests for Student Visa/Student Permit renewals are sent to Immigration NZ at least four weeks before an existing permit or visa expires; and
- retain a copy of any updated documentation.

Continued on next page

**Eligibility Criteria, continued**

**Verification Document Serial Number** The serial number on the document used to verify the students eligibility status. This provides proof that the documentation has been witnessed by the school administrator.

---

**Circular** The circular 2010/01 has the full description of Eligibility for enrolment in NZ schools. It explains what domestic and international students are and what documentation they need to provide to establish eligibility.

It can be accessed on the Ministry of Education website:  
[www.minedu.govt.nz/circulars](http://www.minedu.govt.nz/circulars)

## Ethnicity

### Why do we collect this?

Ethnicity is a key social descriptor used with other topics in describing the New Zealand population. This information is used to monitor the participation, retention and achievement of different ethnic groups in New Zealand.

---

### Definition

Statistics New Zealand defines Ethnicity as “the ethnic group or groups that people identify with or feel they belong to. Ethnicity is a measure of cultural affiliation, as opposed to race, ancestry, nationality or citizenship. Thus, ethnicity is self-perceived and people can affiliate with more than one ethnic group.”

School enrolment forms should allow for students to self-identify or to be identified by their parents/guardians as belonging to up to three ethnic groups.

---

### Warning

Do not confuse ethnicity with country of citizenship.

---

### Ethnic groups for Roll Returns

Your SMS will allow for up to 3 ethnicities. It will prioritise (according to the table on the next page) them to display the ranked ethnicity for you in the printed Roll Return tables.

If you complete the form by hand you need to translate ethnicity to an ethnic group for specific tables in the Roll Returns, use the table on the next page. The examples below illustrate.

**Example 1:** A student who has identified with the groups Indian (431) and British/Irish (121) should be coded as both on their individual student record. S/he would be reported as Indian in tables J5, J6 and J8 but as a leaver s/he would be reported in SL1 and SL2 in the Asian group.

**Example 2:** A student who has identified with groups NZ Māori (211) and NZ European/Pākehā (111) should be coded as both on their individual student record. S/he would be reported as NZ Māori in all tables requiring ethnicity.

**Example 3:** A student who has identified with the groups NZ European/Pākehā (111) and Samoan (311) should be coded as both on their individual student record. S/he would be reported as Samoan in all tables requiring ethnicity except the School Leaver tables (SL1 and SL2). When the student leaves school s/he should be reported as Pasifika/Pacific Island group.

---

Continued on next page

**Ethnicity, continued**

**Ethnic group for Roll Returns** For the purposes of the Roll Returns, students must be reported in one ethnic group only. The Ministry uses the same system of priority reporting that has been used by Statistics New Zealand.

Your SMS will determine which ethnic group to report for a particular student. If you complete the form by hand start at the top of the ethnicity list below and use the first ethnicity that applies to this student, then look to the right-hand columns for the ethnic group for the relevant Roll Return tables.

Code or meaning on student's enrolment form or record		Report students in one group only	Report students in one group only
Code	Ethnicity list	Ethnic group Tables: J5, J6, J7	Ethnic group Tables: SL1, SLA, SL2
211	Māori	Māori	Māori
351	Tokelauan	Tokelauan	Pacific Peoples
361	Fijian	Fijian	
341	Niuean	Niuean	
331	Tongan	Tongan	
321	Cook Island Maori	Cook Island Maori	
311	Samoan	Samoan	
371	Other Pacific Peoples	Other Pacific Peoples	
411	Filipino	Southeast Asian	
412	Cambodian		
413	Vietnamese		
414	Other Southeast Asian		
431	Indian	Indian	
421	Chinese	Chinese	
441	Sri Lankan	Other Asian	
442	Japanese		
443	Korean		
444	Other Asian		
511	Middle Eastern	Other (e.g. South American, African)	Other
521	Latin American		
531	African		
611	Other ethnicity		
999	Not stated		
128	Australian	Other European	NZ European/Pākehā/ Other European
121	British /Irish		
127	German		
122	Dutch		
123	Greek		
124	Polish		
125	South Slav		
126	Italian		
129	Other European		
111	NZ European/Pākehā	NZ European/Pākehā	

## **Full-time Equivalent (FTE)**

**What is FTE?** The FTE field is used to determine a student's attendance status, i.e. whether the student is reported as full-time or part-time. Resourcing of schools is based on the full-time equivalent roll count.

All students in Years 1–8 and all students aged under 16 in Year 9 or above must be counted as one full-time equivalent student (i.e. have a FTE = 1.0). SMSs should default these students to full-time.

## **Gender**

**Gender** A student is identified as either male or female.

## Iwi affiliation

### Why do we collect this?

Iwi authorities and rūnanga are increasingly interested in the educational participation and achievement of their children. Collecting Iwi affiliation information allows Iwi, schools and the Ministry to understand the current opportunities and challenges and to focus effort in the areas of greatest need.

The Roll Returns do not have a specific question about Iwi affiliation. However Schools with an SMS provide a student data file to the Data Collection Unit. This data has proved a rich source of information for the Ministry and Iwi.

### What should be recorded?

Iwi affiliation is based on ancestry. Some people will have an Iwi affiliation but, for various reasons, feel unable to identify as Māori. It is important therefore that the opportunity to identify Iwi affiliations is provided for **all students – Māori and non-Māori alike**.

If you have not already done so, you will need to **modify your school's enrolment form** to include a write-in question asking for Iwi affiliations of all students, as in the example below:

Does the student have an affiliation with an(y) Iwi?	If 'YES' please complete details below
Please enter the name(s) of the student's Iwi where the student identifies as belonging to one – or as many as three Iwi. If the student has an Iwi affiliation, but does not know the name of their Iwi, please enter 'Don't know'.	Iwi: Rohe (Iwi home area): Iwi: Rohe (Iwi home area): Iwi: Rohe (Iwi home area):

### Iwi affiliation code list

The classification list is available on the Education Counts website [www.educationcounts.govt.nz/goto/codesets](http://www.educationcounts.govt.nz/goto/codesets)

School administrators in schools with computerised SMSs will need to translate the Iwi affiliations given in words on students' enrolment forms into the codes given in the Statistics New Zealand standard classification. Administrators should enter the appropriate codes for each student into their SMSs.

If you would like copies of the Iwi reference card, or have any queries about the collection or coding of Iwi data, please send an email to

[iwi.data@minedu.govt.nz](mailto:iwi.data@minedu.govt.nz) for assistance.

## Kura Teina

**Kura Teina** In previous years schools which are Kura Tuakana to Kura Teina would have received a supplementary form for each of their Kura Teina in their Roll Return packages, in both March and July.

Kura Teina were established under section 155 of the Education Act and are now established as stand alone schools rather than Kura Teina.

## Language learning below Year 9

**What is collected?** This question collects data on the numbers of students at primary Year Levels who receive language tuition (other than English or Te Reo Māori) at any time during the school year.

If a language is taught on a rotational basis (e.g. term by term), schools are asked to estimate the total number of students in each category who will receive language instruction during the school year.

---

**Languages** Information is collected about the following languages:

Samoan	French
Cook Island Maori	German
Tongan	Japanese
Niuean	Spanish
Fijian	Russian
Tokelauan	Chinese languages
Other Pacific languages	Indonesian
	Other languages

Note: Do not include students learning Pacific languages if they have already been counted in the Pacific-medium question.

---

**Levels of language learning** Year 1–6 students are counted together and Year 7–8 students are counted together.

Within these two groups the categories are:

- Less than 15 hours per year
- 15 to 30 hours per year
- More than 30 hours per year.

## Māori Language Learning

**Māori Language Learning** This records the highest level of Māori language learning for each student involved. This information is used for the resourcing of Māori language and immersion programmes and to measure participation in these programmes. Schools receive funding for students in Levels 1–4b.

Listed below are the categories that appear in the Roll Return. One of these categories must be allocated to each student involved in Māori language learning. Māori language learning has three degrees of involvement which are detailed below.

**Māori-medium** The whole curriculum is delivered either:

- In Māori only (immersion); or
- In both Māori and English (bilingual).

This covers four levels.

Level	Curriculum is taught in Māori
1	100% of time, i.e. complete immersion (25 hours per week); or 81– 100% of total time, i.e. for more than 20 and up to 24.75 hours per week
2	51– 80% of total time, i.e. for more than 12.5 and up to 20 hours per week
3	31–50% of total time, i.e. for more than 7.5 and up to 12.5 hours per week
4a	12%–30% of total time, for more than 3 and up to 7.5 hours per week (i.e. more than 70% of instruction is in English).

**Te Reo Māori** Students learn Māori language as a separate subject.

This covers two levels.

Level	Te Reo Māori is taught as a separate subject for:
4b	At least 3 hours per week
5	Less than 3 hours per week

Some schools that offer Te Reo Māori as a separate subject have a policy of rotating students through the Te Reo Māori programme – perhaps for a term at a time. In such cases, the Roll Return should record only the number of students involved in the programme on roll count date, not the total number of students involved in the programme for the whole year.

---

*Continued on next page*

## Māori Language Learning, continued

**Taha Māori** Students learn Māori songs, greetings and simple words.  
This covers just one level.

Level	Description
6	Māori songs, greetings and simple words

**Important** The Māori-medium education table in the Roll Returns provides two rows for each level:

- The first row should contain the total number of students (Māori and non-Māori) involved in that level of Māori language learning
- The second row should contain the number of Māori students included in the row above.

Even if all your students are Māori and all are involved in Māori-medium education, you still complete the second row in each level.

**Excluded students** The Māori-medium education table now excludes International fee paying students. They are no longer eligible for Māori language funding.

## National Student Number (NSN)

**What is it?** The National Student Number (NSN) is the unique identification number given to every student in New Zealand schools. The NSN will ensure a student can better monitor their own education history and make it easier for the education sector to manage and share information about students in a way that protects their privacy.

The NSN will allow the Ministry of Education to uniquely identify students and undertake longitudinal studies.

**What is collected?** The NSNs are stored in database known as the National Student Index. It contains only basic information about students:

- name
- date of birth
- residential status
- gender

The system **does not** include details about academic results or information about where students live.

**Using NSNs in the school's SMS** You can import the NSNs from ENROL into your SMS, using the Get/Check functionality. The NSN becomes a data element within the SMS record for each student, along with a school's own unique identifier or the SMS generated student number.

## Off-site classes and units

**What is collected?** This question applies to State and State Integrated schools only. Schools are asked to list any Activity Centres, Off-site Learning Centre, Off-Site Classes or Special Purpose Units for which their Board of Trustees had responsibility, along with the numbers of students attending them by gender.

This is a unit run by your school that is separate to your mainstream classes. It does not include students from your school who go to another school or unit run by an organisation for a special class – i.e. Technology classes at the local College.

**What are off-site learning centres?** Separately funded from the MOE  
Education is provided in an adapted location separate from mainstream classes  
Students remain on the roll of a mainstream school and are expected to return to this school.

## ORRS status

**Definition** ORRS describes the level of resourcing for special needs students identified in the Ongoing and Reviewable Resourcing Schemes (ORRS). It is recorded on your SMS as N, H or V (Non-ORRS, High needs, Very high needs).

---

**What is it used for?** Although this data is not currently collected on Roll Returns, it remains a requirement for school SMSs so that this information can be recorded for a school's own purposes.

## Pacific-medium – Language and Level

- Definition** In Pacific-medium education the curriculum is delivered either:
- In a specified Pacific language only (immersion); or
  - In both a specified Pacific language and English (bilingual).
- 

**Why do we collect this?** Data on the numbers of students involved in Pacific-medium education is used to measure the extent to which Pacific-medium education is being provided in schools. This assists in policy development work.

---

- Pacific Languages** Pacific languages for which data is collected are:
- Cook Island Maori
  - Fijian
  - Niuean
  - Samoan
  - Tokelauan
  - Tongan
  - Other Pacific languages.
- 

**Pacific-medium education** Pacific-medium education may be reported at four levels. Students must be reported once only, at the highest level of learning.

Level	Curriculum is taught in the specified Pacific language:
1	81–100% of total time, i.e. for more than 20 and up to 25 hours per week
2	51–80% of total time, i.e. for more than 12.5 and up to 20 hours per week
3	31–50% of total time, i.e. for more than 7.5 and up to 12.5 hours per week
4	12–30% of total time, for more than 3 and up to 7.5 hours per week (i.e. more than 70% of instruction is in English)

## Peak rolls

### What is collected?

This question applies to composite state and state integrated schools only.

We collect information on the peak roll for the previous year and the month in which this peak roll was reached using ENROL data.

Schools are also asked to estimate their peak rolls for the current year and the next two years.

---

### Why do we collect this?

Peak roll data assists in planning and resourcing for schools, particularly in property provision.

## Predicted rolls

### Why do we collect this?

In the July Roll Return, schools are asked to predict the number of students they will have in the following year.

The Ministry of Education uses predicted rolls to help calculate the first instalment of the funding entitlement for the year.

The school's predictions are taken into consideration when the provisional staffing roll is established. The Guaranteed Minimum Funded Staffing (GMFS) for the coming year is calculated from the provisional staffing roll.

Predicted rolls are also used in future planning and forecasting.

---

### When to predict for

All schools are asked to predict their regular student rolls for the next March and to estimate their March rolls for the following two years.

---

### Māori-medium predictions

The July Roll Return also collects predictions of the numbers of students in Māori-medium education or learning Te Reo Māori for three or more hours per week (Levels 1–4) for the following March.

You don't need to state the number of Māori students included in the total at each level, you just state the total numbers for each level.

---

### Estimated New Entrants

Primary schools are asked in July what their estimated New Entrant enrolments from 1 March – 1 October the following year will be. This is to improve the accuracy of the Ministry's estimate for roll growth (new entrants) for the school year and resource appropriately.

## Previous school (Intermediates only)

**Why do we collect this?** This information is used to assist in determining the catchment area of a school. This is used in projecting rolls and in property planning.

---

**How is the data collected?** This information is now captured in ENROL for all students. Schools will still need to record a student's previous school in their SMS as part of their enrolment procedures.

## Privacy Indicator

**When is this used?** This indicator will identify the students who have not provided their address details in the student data file for privacy reasons. If the student's Surname needs to be withheld, please contact the Data Collection Unit.

## Reason for leaving

**Purpose** A reason for leaving must be entered on a student's record when a student is no longer attending your school. You will need to record this information in both your SMS and ENROL.

This data is used to determine which students count on the school leaver tables. These tables report students who have permanently left the schooling system in the last year up until the March roll return count date.

The reason must be from one of the following:

Code	Description
S	Transferred to another school in New Zealand
O	Gone overseas
D	Deceased
K	Exclusion (applies to those under 16 years)
C	Continuous Absence
H	Transferred to home-schooling

## School ID

**School ID** Ministry of Education school number.

## Student ID

**Definition** This is a number allocated to a student by your SMS.

## Student name

**Legal student name** The legal surname, first name and middle names as specified on their birth certificate or passport are essential.

**Preferred student name** Preferred surname and first name are to be included if the student is known by a name other than their legal name

---

**Why is this collected?** Student names are not collected in the Roll Return form. They are however collected in the student data file (.moe file) that is sent to the Ministry.

Student name data is used in data quality work with ENROL and students are allocated an NSN. It is important to ensure that the student's correct full legal name is entered into your SMS in the legal name field.

## Student type

**Purpose** For the purposes of Ministry of Education statistical returns, student types are defined in the following list.

---

**Hierarchy** The list is in hierarchical order from the top down, e.g. an international fee-paying student who is also an adult student is coded and counted as an international fee-paying student.

More detailed descriptions of all student types follow.

Code	Student type
FF	International Fee-paying Student
FE	NZAID-funded Student (removed)
EX	International Exchange Student
RE	Regular Student
KT	Kura Teina Student (Removed)
EM	External Student
SA	Satellite Class Student
NA	Not Attending
SF	Separately Funded

**International Fee-paying Student (FF)** An international student who meets full tuition costs on their own or from funds provided to them by sponsors.

---

Continued on next page

## Student Type, continued

**NZAID-funded Student (was FE – now RE)** Dependant children of a NZAID scholarship holder sponsored by the New Zealand Agency for International Development (NZAID) are to be treated as Domestic students in New Zealand schools. This means most of them will be changed from student type FE to RE from 2009. You can view more information here:  
[www.edgazette.govt.nz](http://www.edgazette.govt.nz) keyword search: NZAID Dependent (issue no 17)

**International Exchange Student (EX)** An international student who is studying in New Zealand under an exchange programme approved by the New Zealand Government and is exempt from paying tuition fees. International exchange students are treated as regular students (or adult students, depending on age) for the purposes of Ministry of Education statistical returns.  
If, however, an international exchange student is paired with a domestic student involved in the same exchange and the domestic student is counted on the roll, then the international exchange student cannot be counted.

---

**Codes for exchange schemes** International exchange students need to be identified in the international table in the Roll Returns. If you use an SMS you can now record the code directly in your SMS system.

Each type of exchange student will be coded as belonging to either:

- A Government-approved Exchange Scheme (e.g. AFS, Rotary – there are 12 types); or
- A Government-approved Exchange Agreement (e.g. a school-on-school agreement. Schools are advised to have documentation to verify this).

Below is a list of the only codes to be used for exchange schemes:

Code	Exchange Scheme
01	AFS Intercultural Programmes NZ Inc
02	ARK International Educational Travel & Exchange
03	ASSE NZ
04	EF Foundation
05	IGO International Ltd
07	NZ/German Student Exchange
08	NZ Institute Of International Understanding
09	Rotary International New Zealand
10	STS High School Foundation
11	YFU New Zealand Inc
12	World Youth Service Society (WYSS)
13	NZ / France Student Exchange - new for 2011
Code	Approved School to School Exchange
99	NZ School has a partner school in another country which is approved by the NZ government.

Continued on next page

## Student Type, continued

**Regular Student (RE)** A New Zealand student or a student treated for funding and staffing purposes as a New Zealand student, who is aged less than 19 years at 1 January of the roll count year.

Includes: Students in general classrooms and those in special needs units.

Excludes: International fee-paying students, alternative education students and adult students

---

**External Student (EM)** A student who attends your school for some courses but is enrolled at another school where the majority of instruction occurs.

These students are counted on the roll of the school where the majority of instruction occurs and are therefore excluded from your school's Roll Returns.

---

**Satellite Class Student (SA)** Some schools host a special school satellite class for students with special needs. Satellite class students count on the roll of the special school and are therefore excluded from the Roll Return of the school where the satellite class is situated.

---

**Not Attending (NA)** This student type has been created to cater for those students not attending on the day of the roll count if there is no documentation to support their absence from school. The NA code is for temporary absence only and should not be used for students who have left the school permanently.

---

**Separately Funded (SF)** A student in a separately funded unit and therefore excluded from the roll count.

## Teacher losses - Insert E

**Why do we collect this?** Insert E collects information on the reasons for teacher losses from state and state integrated schools only. This information is used in teacher supply work and to identify trends and patterns of employment in the teaching workforce.

---

**Format of the Insert E** The Insert E lists permanently-appointed teachers who were on the staff of the school at the pay period in May of the previous year and who have subsequently left the state teaching service. Teachers on leave without pay during this pay period are also included as teacher losses.

---

**Completing the Insert E** Schools are asked to enter the reason that best describes the reason for each teacher leaving. A list of reasons and their codes is provided on the Insert E.

There is no need to add the names of teachers who may have left this school but remain in the state teaching service.

## Teacher vacancies in state schools

**What is collected?** This question applies to state and state integrated schools only. It collects:

- The number and type of vacancies for full-time permanent teachers
- How many vacancies have had to be re-advertised
- How many of these the Board of Trustees is actively seeking to fill.

Note: A board would not be considered to be 'actively seeking to fill' a position that is not currently being advertised because it is satisfactorily filled by a limited-term appointee.

---

**Why do we collect this?** This information is used to indicate trends in staffing difficulties and to inform analysis of teacher supply issues in state and state integrated schools. For example, it may identify particular geographic or subject areas in which there is a shortage of suitable teachers.

## Teaching staff at private schools

**What is collected?** Data about numbers of full-time and part-time teaching staff at private schools.

---

**Why do we collect this?** This information, together with data from the teachers' payroll (in state schools), gives a fuller picture of total teacher numbers and full-time teacher equivalents employed in New Zealand schools.

## Tuition Fee (for International Students)

**Why do we collect this?** This information will be used to calculate the Export Education Levy for international fee-paying students.

---

**International student data collection** From 2009 the International Student Levy will be calculated using data from ENROL. Schools will have the levy deducted from their Operating Grant on a Trimester basis (i.e. three times a year).

The funding system will calculate the number of tuition weeks that each international fee-paying student has been enrolled in that period and multiply by the weekly tuition fee that has been entered into ENROL for that student.

Trimester	Dates	Deducted from school operation grant instalment
Trimester 1	2 February to 30 April	July
Trimester 2	1 May to 31 July	October
Trimester 3	1 August to the end of the school year	January

---

**What is to be reported?**

In your SMS students need:

- This weekly tuition fee charged (excluding GST)
- Schools providing scholarships to international students must still report the full tuition costs

In ENROL students need:

- The weekly tuition fee charged (excluding GST)

The amount must be entered in New Zealand dollars.

---

**Export Education Levy**

The Export Education Levy is payable for all international fee-paying students studying in New Zealand.

The Export Education Levy is deducted from the Operations Grants of state integrated schools and from the Subsidy Grants of fully registered private schools.

For further information on the international student levy and the Export Education Levy, please refer to the 'Funding, Staffing and Allowances Handbook', which is available on the Ministry's website at [www.minedu.govt.nz/goto/resourcinghandbook](http://www.minedu.govt.nz/goto/resourcinghandbook)

---

**Enquiries**

Ron Ross, Administrator International Student Levies

Ministry of Education, National Office, Private Box 1666, Wellington, telephone (04) 463 8073, facsimile (04) 499 4532

or email [ronald.ross@minedu.govt.nz](mailto:ronald.ross@minedu.govt.nz)

## Tuition weeks (for International Students)

**Tuition weeks** This applies to International fee-paying students.  
This is to collect the number of weeks an international student is enrolled for.

---

**Why do we collect this?** The Tuition Weeks field is used to calculate the international student levy for state schools. The levy is calculated by multiplying the number of weeks by \$10.50 for Primary and Intermediate schools.

## Year Levels (Current and Funding)

**What are the different Year Levels for?** The Ministry uses a system of funding students based on how many years of education they have had. There is also a need to identify the Current Year Level that a student is studying at for ENROL.

### Current Year Level

**Current Year Level** The Current Year Level (CYL) covers Year 1 to Year 13.  
Your school must determine the Current Year Level of each student. Current Year Level is recorded in your SMS and in ENROL. These systems will automatically increase the CYL by one at the start of each year. Schools can reset the year level for any student if necessary.

### Funding Year Level

**Funding Year Level** In the past there has been confusion between:

- Year Level as required for Roll Returns; and
- Year Level as a way of allocating a class or academic level for a student within the school (current year level).

To prevent further confusion, Year Levels in the Roll Return context will be known as Funding Year Level.

---

**Definition** Funding Year Level measures the number of years of schooling a student has enrolled for. It provides the Ministry of Education with a method of counting students for resourcing purposes which is independent of the way schools are organised or the particular programme of study that a student may be undertaking.

---

*Continued on next page*

**Funding Year Level, continued**

**What it is not** Funding Year Level is not a measure of a student’s academic level. Where a student fits academically is at the principal’s discretion. Thus a student’s Current Year Level may be different from his/her Funding Year Level.

**Misconceptions** Funding Year Level is not based on:

- A student’s fifth birthday. Students may start school at any time between their fifth and sixth birthdays
- A school’s internal system of promoting students to the next academic level in April or May
- A student’s academic level, even if s/he has been accelerated or held back for whatever reason.

**Calculating Funding Year Level** Funding Year Level for most students is based on the date they first ever began schooling. This is their First schooling date (Refer to page 19).  
Follow these steps to determine a student’s Funding Year Level.

Step	Action						
1	Check the student’s First schooling date – i.e. the date s/he started school for the very first time.						
2	Use this date to calculate the Funding Year Level. <table border="1" style="margin-left: 20px;"> <thead> <tr> <th style="background-color: #cccccc;">If...</th> <th style="background-color: #cccccc;">Then Funding Year is</th> </tr> </thead> <tbody> <tr> <td>First schooling date is on or before 1 July</td> <td>1</td> </tr> <tr> <td>First schooling date is after 1 July</td> <td>0</td> </tr> </tbody> </table>	If...	Then Funding Year is	First schooling date is on or before 1 July	1	First schooling date is after 1 July	0
If...	Then Funding Year is						
First schooling date is on or before 1 July	1						
First schooling date is after 1 July	0						
3	The student retains this Funding Year for the rest of the calendar year.						
4	In January of the next year every student’s Funding Year increases by one.						

**Examples of Funding Year Level calculation**

**Example 1:** Tim started school for the first time on 15 May 2009. His Funding Year was Year 1 for the rest of 2009. In January 2010 he went up to Year 2. In all of 2011 he will be in Year 3.

**Example 2:** Aroha started school for the first time on 2 July 2009. Her Funding Year was Year 0 for the rest of 2009. In January 2010 she went up to Year 1. In all of 2011 she will be in Year 2.

**Example 3:** Susan transferred to this school from another school on 10 August 2010. Her First schooling date (at her previous school) was 5 June 2008. Therefore in 2011 her Funding Year is Year 4, having started school for the very first time as a Year 1 in 2008.

**Example of incorrect calculation:** Susan (above) started at this school on 10 August 2010. If using her First Attendance date (at this school) instead of her First schooling date (at her previous school), she would register as Funding Year Level 1 in 2011. This is not correct.

*Continued on next page*

## Funding Year Level, continued

**How SMSs calculate Funding Year Level**

SMSs calculate a student's Funding Year Level from the First schooling date entered for this student.

When entering this information for students who have transferred from other schools, administrators must take care to enter the correct date in that field – i.e. the date the student started school for the first time (at the other school), not the first date of attendance at this school.

---

**Students starting school after age six**

Students who start school after the compulsory starting age of six, such as migrant children and children who have been home-schooled will be given the same Funding Year Level as the majority of students of the same age.

---

**Re-setting Funding Year Level**

The Funding Year Level for a student may be re-set at Year 7, Year 8 and Year 9 levels only:

- Students in their final two years of primary and intermediate schooling must have their Funding Year Level set at Year 7 and Year 8 in order to generate appropriate funding and staffing for technology
- All students in their first year of secondary schooling will be classified in Year 9.

## Zoning status

**Definition**

Zoning status applies to state (non-integrated) schools only.

In a school that has a Ministry of Education approved enrolment scheme, a student's zoning status indicates whether s/he resides inside or outside the school zone. It is based on his/her address on the date of first attendance at the school. A student's zoning status does not change while s/he is enrolled at your school. The exception to this is if the student re-enrols at your school after attending another school, the date and zoning status of the re-enrolment will become the new date and status of first attendance.

---

**Why do we collect this?**

The information collected from the relevant schools assists the Ministry in making decisions about the provision of accommodation.

---

**Does my school have an enrolment scheme?**

You should be aware if your school has a Ministry-approved enrolment scheme. If you are in any doubt, contact your local office or refer to [www.schoolzones.co.nz](http://www.schoolzones.co.nz)

Private schools do not have Ministry-approved enrolment schemes.

---

*Continued on next page*

## Zoning status, continued

**Enrolment scheme vs. Zoning** If you are a Kura Kaupapa Māori, designated character school, special school or a state integrated school, you may have an approved enrolment scheme but you will not have a zoning component. Therefore you do not need to provide information about your enrolment scheme.

---

**Recording students' zoning status** There are three codes to record zoning status:

- In zone – student resides inside the school's zone on the date of first attendance or re-enrolment after the student has left the school and returned again
- Out of zone – student resides outside of the school's zone on the date of first attendance or re-enrolment after the student has left the school and returned again. All adult students are counted as out of zone
- NAPP – Not applicable.

---

**Who is coded NAPP?** The following students must be coded as NAPP (Not applicable):

- All students whose date of first attendance at your school is prior to the effective date of your school's enrolment scheme
- All international fee-paying students and students attending your school but enrolled elsewhere
- Students that are boarding at the school hostel.

---

**Schools with SMSs** Your SMS should include the facility for you to indicate whether you have an enrolment scheme. If you do not have an enrolment scheme, your SMS should automatically default all your students to the 'Not applicable' (NAPP) status.

---

**More information** You can find more information at [www.minedu.govt.nz/goto/enrolmentschemes](http://www.minedu.govt.nz/goto/enrolmentschemes)





## Contact Details and Links

### Roll Returns Help

For further information about:

- completing your Roll Return
- assistance with developing an enrolment form for your school

please contact:



Data Collection Unit	
 <b>Mail:</b> Ministry of Education P O Box 1666 Wellington	 <b>Phone:</b> 04 463 8148  <b>Fax:</b> 04 463 8088  <b>Email:</b> school.returns@minedu.govt.nz

### Other Help

For further information about:

- funding or staffing entitlements
- e-admin/LeadSpace access
- ENROL

please contact:

Contact Centre	
 Phone 04 463 8383	 Email e.admin@minedu.govt.nz

### About SMSs

Schools using an SMS should contact their SMS suppliers if they experience any difficulties using their software.

Roll Return Links	Documents at this website
<a href="http://www.educationcounts.govt.nz/goto/data-collections">www.educationcounts.govt.nz/goto/data-collections</a>	March and July Roll Returns
<a href="http://www.educationcounts.govt.nz/technical_info">www.educationcounts.govt.nz/technical_info</a>	Full Roll Return Guidelines 2011 Enrolment form guidelines Code Sets
Other Links	
<a href="http://www.minedu.govt.nz/Circulars">www.minedu.govt.nz/Circulars</a>	Education circulars
<a href="http://www.minedu.govt.nz/goto/resourcinghandbook">www.minedu.govt.nz/goto/resourcinghandbook</a>	Resourcing handbook
<a href="http://www.minedu.govt.nz/goto/sms">www.minedu.govt.nz/goto/sms</a>	Information on SMS project initiatives
<a href="http://www.educationcounts.govt.nz/goto/smsrollreturns">www.educationcounts.govt.nz/goto/smsrollreturns</a>	SMS Roll Return manual
<a href="http://www.minedu.govt.nz/goto/enrol">www.minedu.govt.nz/goto/enrol</a>	ENROL help and FAQ's
<a href="http://www.educationcounts.govt.nz/statistics/schooling">www.educationcounts.govt.nz/statistics/schooling</a>	School numbers and names

## Index

- Board of Trustees, 21
- Citizenship, residency and student visa, 16
- Codes for exchange schemes, 39
- Collecting, storing and checking your data, 11
- Count day, 10
- Counting students, 17
- Country of citizenship, 22
- Current year Level, 43
- Date of birth, 23
- Dates, 23
- Domestic student, 15
- Due dates, 10
- Early Childhood Education, 24
- Eligibility Criteria, 25
- Enrolment forms, 18
- Ethnicity, 27
- Export Education Levy, 42
- External Student (EM), 40
- First attendance date, 23
- First schooling date, 23
- Full-time Equivalent, 29
- Funding year Level, 43
- Gender, 29
- Insert C, 21
- Insert E, 41
- International Exchange Student (EX), 39
- International Fee-paying Student, 38
- International student, 16
- Iwi, 30
- Kura Teina, 31
- Language learning below Year 9, 31
- Last attendance date, 23
- Māori Language Learning, 32
- Māori-medium education, 32
- MOE year Level, 43
- Not Attending (NA), 40
- NSN, 33
- NZAID-funded Student (FE)*, 39
- Off-site classes and units, 34
- ORRS, 34
- Pacific Languages, 35
- Pacific-medium, 35
- Peak rolls, 36
- Predicted rolls, 36
- Previous school, 37
- Reason for leaving, 37
- Regular Student (RE), 40
- Satellite Class Student (SA), 40
- Separately Funded (SF), 40
- Student ID number, 37
- Student name, 38
- Student type, 38
- Students starting school after age six, 45
- Taha Māori, 33
- Te Reo Māori, 32
- Teacher losses, 41
- Teacher vacancies in state schools, 41
- Teaching staff at private schools, 41
- Timeline, 6
- Tuition Fee, 42
- Tuition weeks, 43
- Year Levels, 43
- Zoning status, 45